
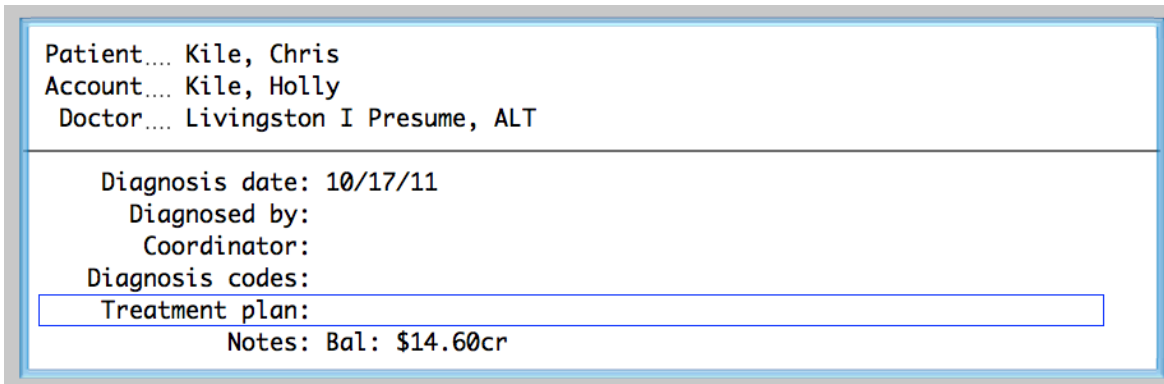


# Diagnosis Codes

You can assign diagnosis codes to procedures on a treatment plan. The diagnosis codes can then be printed on a preauthorization form for the insurance company.

After you put in the treatment plan for the patient, click  and the screen shown in *Figure 1* will open.



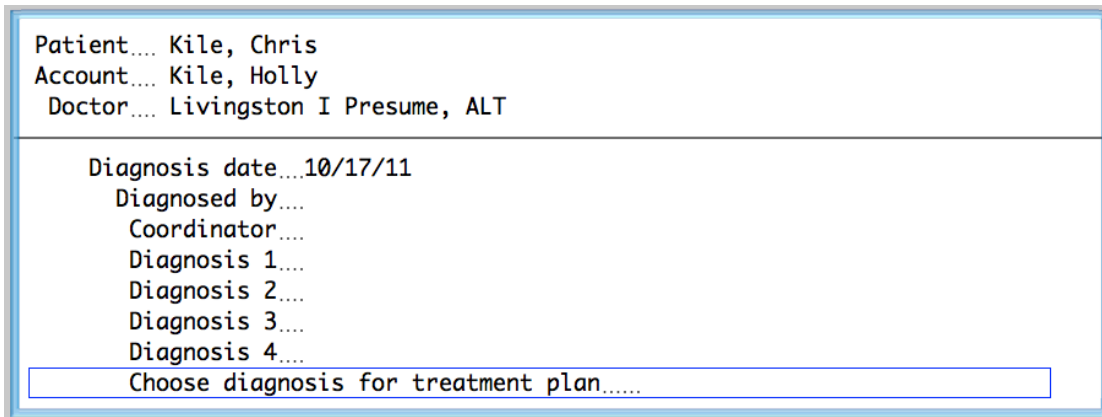
Patient... Kile, Chris  
 Account... Kile, Holly  
 Doctor... Livingston I Presume, ALT

---

Diagnosis date: 10/17/11  
 Diagnosed by:  
 Coordinator:  
 Diagnosis codes:  
 Treatment plan:   
 Notes: Bal: \$14.60cr

Figure 1

- Click **Diagnosis codes**. The screen shown in *Figure 2* will open.



Patient... Kile, Chris  
 Account... Kile, Holly  
 Doctor... Livingston I Presume, ALT

---

Diagnosis date...10/17/11  
 Diagnosed by...  
 Coordinator...  
 Diagnosis 1...  
 Diagnosis 2...  
 Diagnosis 3...  
 Diagnosis 4...  
 Choose diagnosis for treatment plan.....

Figure 2

- Click **Diagnosis Code 1, 2, 3, or 4**. Type in the diagnosis codes for this treatment plan.
- Click **Choose diagnosis for treatment plan...** The screen shown in *Figure 3* will open.
- Click the **Diagnosis** field for each entry on the treatment plan that you want to assign any of the diagnosis codes to.
- Type 1, 2, 3, and/or 4 to indicate which diagnosis code(s) apply to each transaction.
- Diagnosis codes can't be changed once the transaction is posted.

Patient.... Kile, Chris					
Account.... Kile, Holly					
Doctor.... Livingston I Presume, ALT					
Diagnosis date...10/17/11					
Diagnosed by....					
Coordinator....					
Diagnosis 1.... 432.001					
Diagnosis 2.... 600.005					
Diagnosis 3.... 455					
Diagnosis 4....					
Sch	Code	Description	Tooth	Fee	Diagnosis
	2740	Porcelain Crown	22	810.00	1,2,3
	2740	Porcelain Crown	23	810.00	1
End of transactions					

Figure 3

**Questions?** Contact the staff at Datacon for help.  
 www.datacondental.com  
 Phone: (800) 773-7878  
 Email: [info@datacondental.com](mailto:info@datacondental.com)